


Flipped Advising: Blackboard Organization Example

School of the Earth, Ocean and Environment

Owner: Alexa Dean, Undergraduate Academic Advisor (ajdean@email.sc.edu)

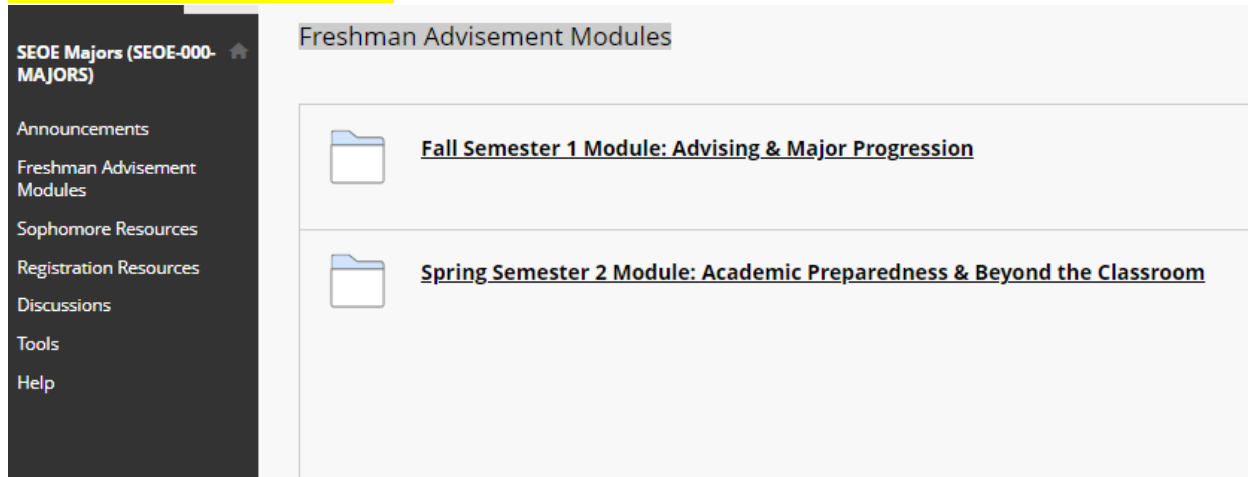
Home Page



The screenshot shows a Blackboard organization page. On the left is a dark sidebar menu with the following items: SEOE Majors (SEOE-000-MAJORS), Announcements, Freshman Advisement Modules, Sophomore Resources, Registration Resources, Discussions, Tools, and Help. The main content area features the University of South Carolina logo and the text 'School of the Earth, Ocean and Environment'. Below this is a 'Home Page' tab and an 'Announcements' section. The announcement is titled 'Follow us on Instagram!' and includes the text 'Posted on: Monday, August 22, 2022 11:44:15 AM EDT'. A large blue QR code is centered in the announcement. On the right side of the announcement, it says 'Posted by: ALEXA Dean', 'Posted to: SEOE Majors', and 'SEOE-000-MAJORS'. At the top right of the main content area, there are tabs for 'Institution' and 'Organization'.

Flipped Advising: Blackboard Organization Example

Freshman Advisement Modules



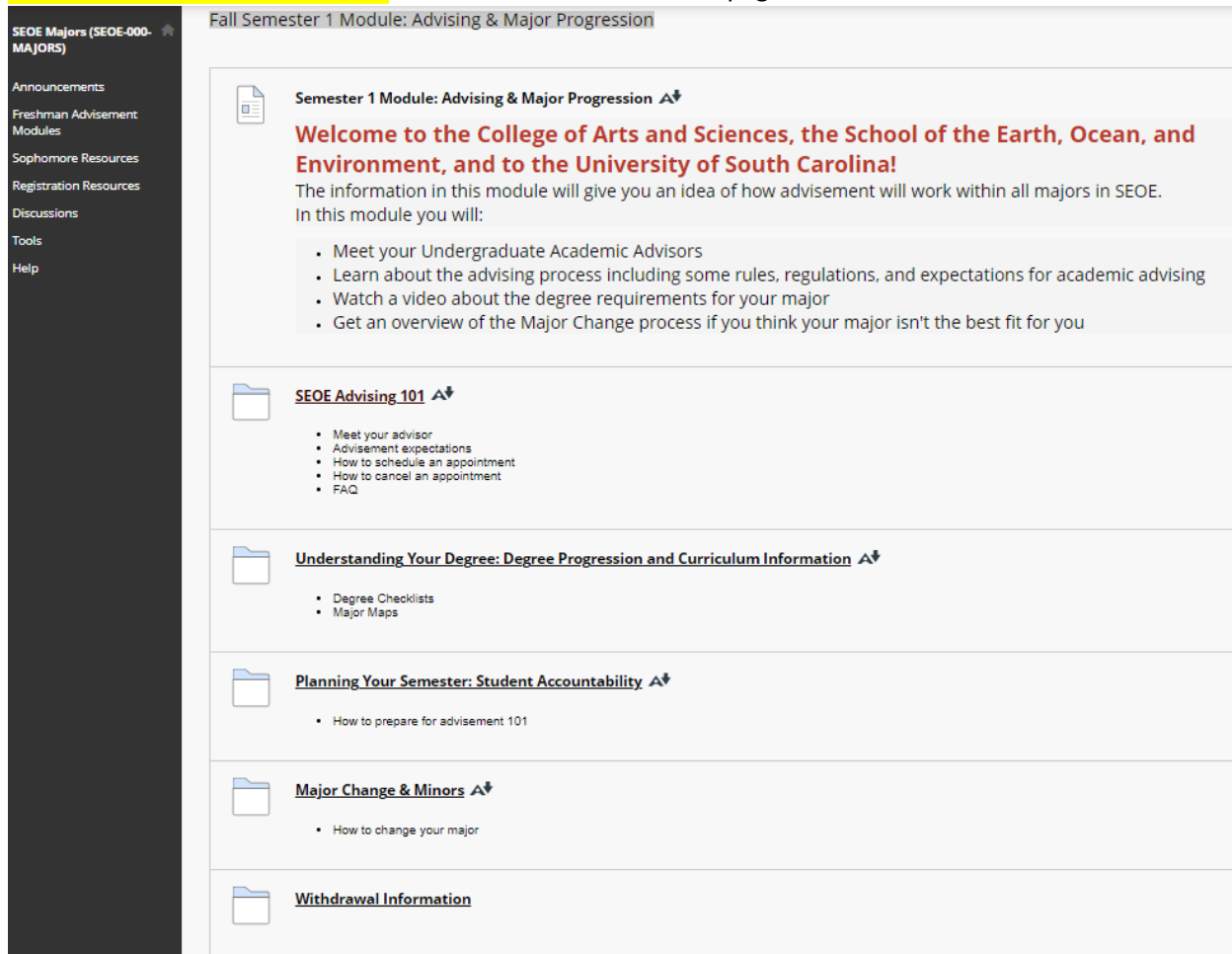
SEOE Majors (SEOE-000-MAJORS)

- Announcements
- Freshman Advisement Modules
- Sophomore Resources
- Registration Resources
- Discussions
- Tools
- Help

Freshman Advisement Modules

- Fall Semester 1 Module: Advising & Major Progression**
- Spring Semester 2 Module: Academic Preparedness & Beyond the Classroom**

Freshman Advisement Modules – Semester 1 Module home page



SEOE Majors (SEOE-000-MAJORS)

- Announcements
- Freshman Advisement Modules
- Sophomore Resources
- Registration Resources
- Discussions
- Tools
- Help

Fall Semester 1 Module: Advising & Major Progression

Semester 1 Module: Advising & Major Progression

Welcome to the College of Arts and Sciences, the School of the Earth, Ocean, and Environment, and to the University of South Carolina!

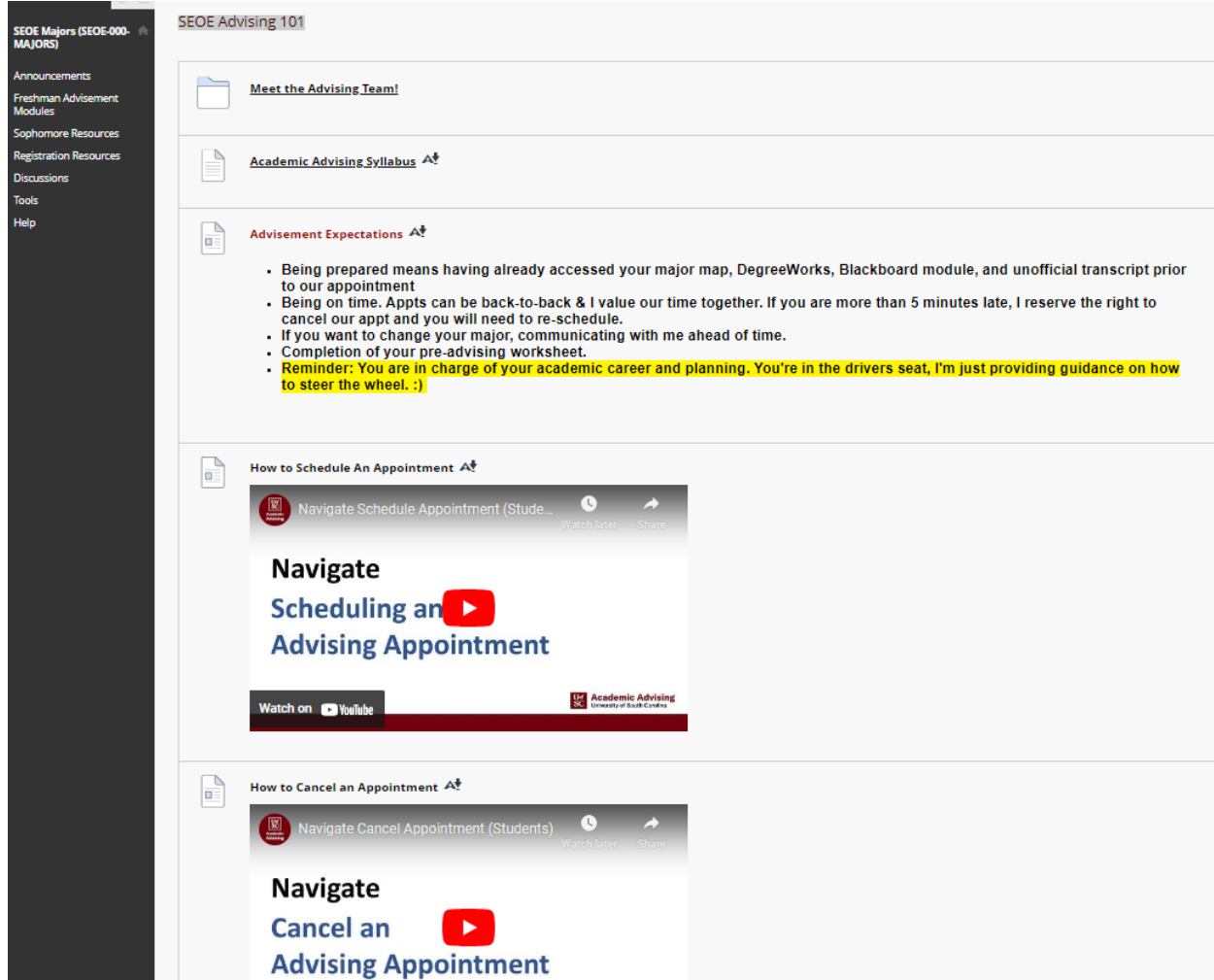
The information in this module will give you an idea of how advisement will work within all majors in SEOE. In this module you will:

- Meet your Undergraduate Academic Advisors
- Learn about the advising process including some rules, regulations, and expectations for academic advising
- Watch a video about the degree requirements for your major
- Get an overview of the Major Change process if you think your major isn't the best fit for you

- SEOE Advising 101**
 - Meet your advisor
 - Advisement expectations
 - How to schedule an appointment
 - How to cancel an appointment
 - FAQ
- Understanding Your Degree: Degree Progression and Curriculum Information**
 - Degree Checklists
 - Major Maps
- Planning Your Semester: Student Accountability**
 - How to prepare for advisement 101
- Major Change & Minors**
 - How to change your major
- Withdrawal Information**

Flipped Advising: Blackboard Organization Example

Freshman Advisement Modules – Semester 1 Module > SEOE Advising 101



The screenshot shows the Blackboard LMS interface for the 'SEOE Advising 101' course. On the left is a dark navigation sidebar with the following menu items: 'SEOE Majors (SEOE-000-MAJORS)', 'Announcements', 'Freshman Advisement Modules', 'Sophomore Resources', 'Registration Resources', 'Discussions', 'Tools', and 'Help'. The main content area is titled 'SEOE Advising 101' and contains several items:

- Meet the Advising Team!**: A folder icon.
- Academic Advising Syllabus**: A document icon with an accessibility icon.
- Advisement Expectations**: A document icon with an accessibility icon, containing a bulleted list:
 - Being prepared means having already accessed your major map, DegreeWorks, Blackboard module, and unofficial transcript prior to our appointment
 - Being on time. Appts can be back-to-back & I value our time together. If you are more than 5 minutes late, I reserve the right to cancel our appt and you will need to re-schedule.
 - If you want to change your major, communicating with me ahead of time.
 - Completion of your pre-advising worksheet.
 - **Reminder: You are in charge of your academic career and planning. You're in the drivers seat, I'm just providing guidance on how to steer the wheel. :)**
- How to Schedule An Appointment**: A document icon with an accessibility icon, containing a video player for 'Navigate Schedule Appointment (Students)'. The video title is 'Navigate Scheduling an Advising Appointment'.
- How to Cancel an Appointment**: A document icon with an accessibility icon, containing a video player for 'Navigate Cancel Appointment (Students)'. The video title is 'Navigate Cancel an Advising Appointment'.

Flipped Advising: Blackboard Organization Example

Freshman Advisement Modules – Semester 1 Module > SEOE Advising 101 > Meet the Advising Team

SEOE Majors (SEOE-000-MAJORS)

Announcements

Freshman Advisement Modules

Sophomore Resources



Registration Resources


Discussions

Tools

Help

Meet the Advising Team!

 **Alexa Dean (currently advising sophomores, juniors, seniors)** 



Hi my name is Alexa Dean (she/her/hers) and I am going to be your Undergraduate Academic Advisor here at the University of South Carolina. You can refer to me as Ms. Dean or Alexa!

Email: ajdean@email.sc.edu

Office: PSC 108 (Jones Physical Science Center)

Professionally: This role is extremely special to me because I graduated from the University of South Carolina in 2018 with my Bachelor's degree in Marine Science (Biological Oceanography Emphasis, Graduation with Leadership Distinction) at the School of the Earth, Ocean, and Environment. After graduation, I moved to Melbourne/Oriando, FL to pursue a Master's in Environmental Education and I was also fortunate at that time to work at the Walt Disney World resort as an environmental educator and tour guide. In the past I have also interned in the education department at the Georgia Aquarium.

About Me: I am originally from the Northern Virginia/D.C. area, but have been living in South Carolina for almost five years including my time as a student at USC. I enjoy being outdoors whether that be hiking in the mountains of SC (Table Rock is a blast), or kayaking in the marshes of Charleston. I have an adorable kitty named Tinkerbell that I come home to every day, and I am an avid reader. One of my personal goals is to read every book ever written on climate change, so if you're ever looking to borrow a book please come check out the bookshelf in my office!

My environmental interests include:

- Climate change communication
- Renewable energy (wind energy & carbon capture technology)
- SEA OTTERS (because duh)
- Marine mammals
- Sustainability
- Human behavior/psychology in regards to climate change

I am looking forward to meeting you all throughout the semester, and hope I can serve as a resource for you whether you need help getting in contact with faculty, or searching for the perfect internship.

Freshman Advisement Modules – Semester 1 Module > Understanding Your Degree

SEOE Majors (SEOE-000-MAJORS)

Announcements

Freshman Advisement Modules

Sophomore Resources



Registration Resources

Discussions


Tools


Help


Understanding Your Degree: Degree Progression and Curriculum Information


 **READ BEFORE PROCEEDING** 


Please make sure that you review the "General Information" folder regardless of your major, and then choose your major folder below to learn more about your specific degree and curriculum information.

 **General Information (FOR ALL MAJORS)**

 **Marine Science**

 **Environmental Studies**

 **Geological Sciences**

 **Environmental Science**

Flipped Advising: Blackboard Organization Example

Freshman Advisement Modules – Semester 1 Module > Understanding Your Degree > Environmental Studies

SEOE Majors (SEOE-000-MAJORS)

Announcements

Freshman Advisement Modules

Sophomore Resources

Registration Resources

Discussions

Tools

Help


Environmental Studies

Core Requirements

Env. Studies Carolina Core Requirements

- ENGL 101 - 3 credits
- ENGL 102 - 3 credits
- GHS-History (6 credits)
 - US Hist - 3 credits
 - Non-US Hist - 3 credits
- GSS- Social Sciences (6 credits)
 - GSS course - 3 credits
 - GSS course - 3 credits
- Math - 8 credits
 - Math course - 3-4 credits
 - Math course - 3-4 credits
- GFL- Foreign Lang. (0-9 credits)
 - GFL 109 - 3 credits
 - GFL 110/211 - 3-4 credits
 - GFL 122 - 3-4 credits

Note: students taking higher level econ & science are recommended to take math 141 or 150

Watch on  YouTube


Major Requirements

Env. Studies Major Requirements

b) Science Class (select 1 class from list) (4 hrs)

BIOL 301A, 301L, Ecology and Evolution (note: BIOL/MSCI are reqd); GEOL/MSCI 315 - Processes of Global Environmental Change; GEOL 315 Surface and Near Surface Processes; GEOG 202 Weather and Climate


Insider Tip: BIOL 301/301L requires a C or higher in either BIOL 102 or MSCI 311

Watch on  YouTube

ENVS Major Map

ENVS Curriculum Checklist

Are you interested in graduating in 3 years?

Attached Files:  Env. Studies ASP 3 yr Plan (110.954 KB)

If you are interested in finishing your degree in 3 years, you can participate in an Accelerated Study Plan that is supported by the [On Your Time initiative](#). This plan will allow you to have priority registration so you can make sure you are getting in the classes you need. To get started you can fill out [this interest form](#) and get in contact with your academic advisor to begin developing your 3 year plan. You are welcome to use the plan attached here. Keep in mind that there is a contract that you will be asked to sign to confirm that you will graduate in 3 years.

Environmental Studies Carolina Core Requirements video - https://youtu.be/Y9Q_5EmnSSk

Environmental Studies Major Requirements video - <https://youtu.be/rh9xWh4UJDA>

Flipped Advising: Blackboard Organization Example

Freshman Advisement Modules – Semester 1 Module > Planning Your Semester

SEOE Majors (SEOE-009-MAJORS)

Announcements

Freshman Advisement Modules

Sophomore Resources



Registration Resources

Discussions



Tools


Help

Planning Your Semester: Student Accountability


 **How to Prepare for Advisement 101** 

As a student at the University of South Carolina you are going to be uniquely responsible for your degree progression and academic career. The role of your academic advisor is to help guide you along the way as well as to assist you in reaching your academic goals. To help you prepare for your advisement appointment, please follow the steps outlined below.



 **Step 1: Reviewing your Unofficial Academic Transcript** 




Go ahead and review your unofficial transcript first for already completed coursework. Your transcript will have everything displayed by semester, so you can easily view what you have already taken. It will also show the course equivalencies for any AP/IB or dual enrollment coursework you may have brought in to the university.



 **Step 2: Review your Degree Requirements**


Click on the link above to be rerouted to your degree requirements depending on your major.

 **Step 3: Review DegreeWorks** 



You can utilize your degree requirement checklist to cross-check what you will need for the upcoming semester with your DegreeWorks audit. Your DegreeWorks audit lays out each component of your degree, and can be helpful when choosing courses in a category that has a large number of options.

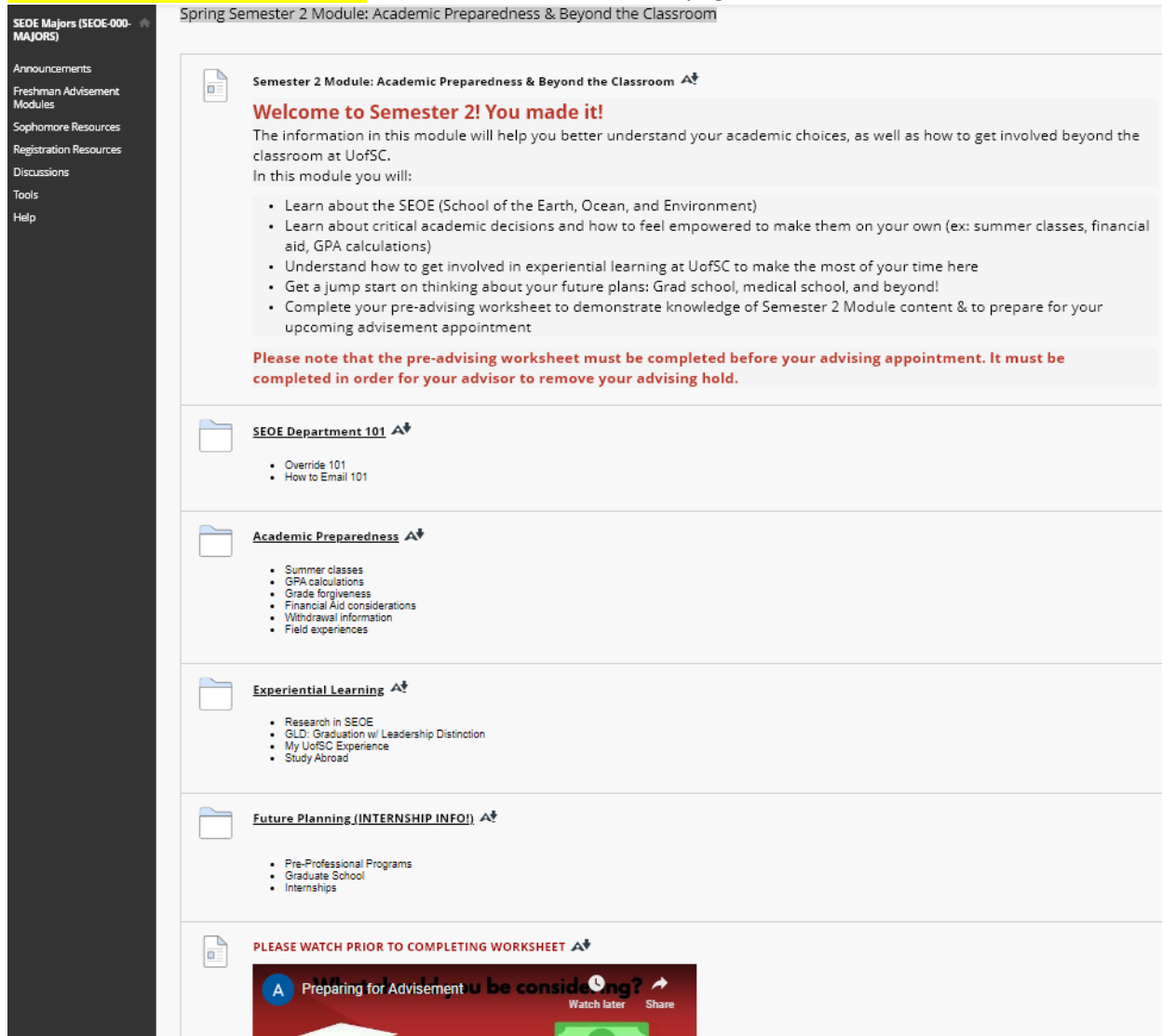
 **Step 4: Build Your Semester Plan** 

Attached Files: [prepare_for_advising_worksheet.pdf](#)  (121.946 KB)

You will be submitting an official semester plan at the end of your semester 1 module. You can use this preparation worksheet (above) to help you brainstorm.

Flipped Advising: Blackboard Organization Example

Freshman Advisement Modules – Semester 2 Module home page



Spring Semester 2 Module: Academic Preparedness & Beyond the Classroom

Semester 2 Module: Academic Preparedness & Beyond the Classroom

Welcome to Semester 2! You made it!

The information in this module will help you better understand your academic choices, as well as how to get involved beyond the classroom at UofSC.

In this module you will:

- Learn about the SEOE (School of the Earth, Ocean, and Environment)
- Learn about critical academic decisions and how to feel empowered to make them on your own (ex: summer classes, financial aid, GPA calculations)
- Understand how to get involved in experiential learning at UofSC to make the most of your time here
- Get a jump start on thinking about your future plans: Grad school, medical school, and beyond!
- Complete your pre-advising worksheet to demonstrate knowledge of Semester 2 Module content & to prepare for your upcoming advisement appointment

Please note that the pre-advising worksheet must be completed before your advising appointment. It must be completed in order for your advisor to remove your advising hold.

SEOE Department 101

- Override 101
- How to Email 101

Academic Preparedness

- Summer classes
- GPA calculations
- Grade forgiveness
- Financial Aid considerations
- Withdrawal information
- Field experiences

Experiential Learning

- Research in SEOE
- GLD: Graduation w/ Leadership Distinction
- My UofSC Experience
- Study Abroad

Future Planning (INTERNSHIP INFO!)

- Pre-Professional Programs
- Graduate School
- Internships

PLEASE WATCH PRIOR TO COMPLETING WORKSHEET

Preparing for Advisement - be considering?

Preparing for Advisement video - <https://youtu.be/6ZfBh0yRCHk>



Flipped Advising: Blackboard Organization Example

Sophomore Resources – Sophomore Resources Home Page

SEOE Majors (SEOE-000-MAJORS)

Announcements

Freshman Advisement Modules

Sophomore Resources

Registration Resources

Discussions

Tools

Help

Sophomore Resources

[Internships, Fellowships & Careers](#)

[Top 10 Ways to Get Started in Career Exploration](#) ▲

[Career Center Resources](#) ▲

One stop shop for help with cover letters, resumes, interviews, etc. PLEASE CHECK THIS OUT!!!!!!

[Second Year Road Map: Take the Challenge!](#) ▲

[Pre-Professional Programs](#) ▲

If you are interested in pursuing a pre-law, pre-med, or pre-health track your first stop should be consulting with the [Office of Pre-Professional Advising](#). They have highly trained professionals that will give you advice on recommend coursework within your major as well as assistance in applying to graduate programs.

Pre-Med & Pre-Health

- If you are on either of these tracks, you should be either an Env. Science or MSCI major as these degrees require some of the necessary science pre-reqs (think chemistry and calculus). Many of the other required courses such as organic chemistry and anatomy can be incorporated to your primary degree as major electives. Ask me for more details on this if you are curious.

Pre-Law

- Almost any degree will make you eligible to go to law school! It is a misconception that you have to have a Political Science or International Relations degree to go into law. The [Law & Society minor](#) provides some interesting course recommendations so feel free to mention these to me in our advisement appointment.

[Spring 23 Pre-Advising Worksheet](#) ▲

If you do not submit your worksheet prior to your appointment, I reserve the right to cancel your appointment. (Please make sure to be signed in to your Microsoft account with your USC log-in to access the form).

SP23: Pre-Advising Worksheet (Second-Years)

This form is required to be completed **BEFORE** your meeting with your SEOE advisor, Ms. Alexa Dean. Please be sure you have reviewed your blackboard modules first, so you have the most correct information.

This will assist us in our conversation, to be sure we cover all your interests.

SELECT email me a copy of my response at the end of the form to confirm your submission and you have a copy to reference during your meeting.

Hi, Jane. When you submit this form, the owner will see your name and email address.

* Required



Flipped Advising: Blackboard Organization Example


Registration Resources – Registration Resources Home Page

SEOE Majors (SEOE-000-MAJORS)


- Announcements
- Freshman Advisement Modules
- Sophomore Resources
- Registration Resources
- Discussions
- Tools
- Help



Registration Resources


 **READ BEFORE PROCEEDING** 



Attached Files: [common_holds_and_restrictions.pdf](#)  (113.32 KB)


Please become familiar with this common holds & restrictions guide prior to registering for courses. The most common registration error is attempting to register for a restricted section.

 **Registration Help Resource**


 **Registration FAQ** 

[Registration FAQ.docx](#) 

 **Step 1: Viewing your holds & registration status** 






Self Service Carolina: Viewing your Registration Status and Holds Tutorial

Watch on  YouTube

UNIVERSITY OF South Carolina
University Advising Center

Use your student profile on my.sc.edu to view your registration status (time ticket) and your holds.

 **Step 2: Double checking your advised course list** 



DegreeWorks Planner: Introduction